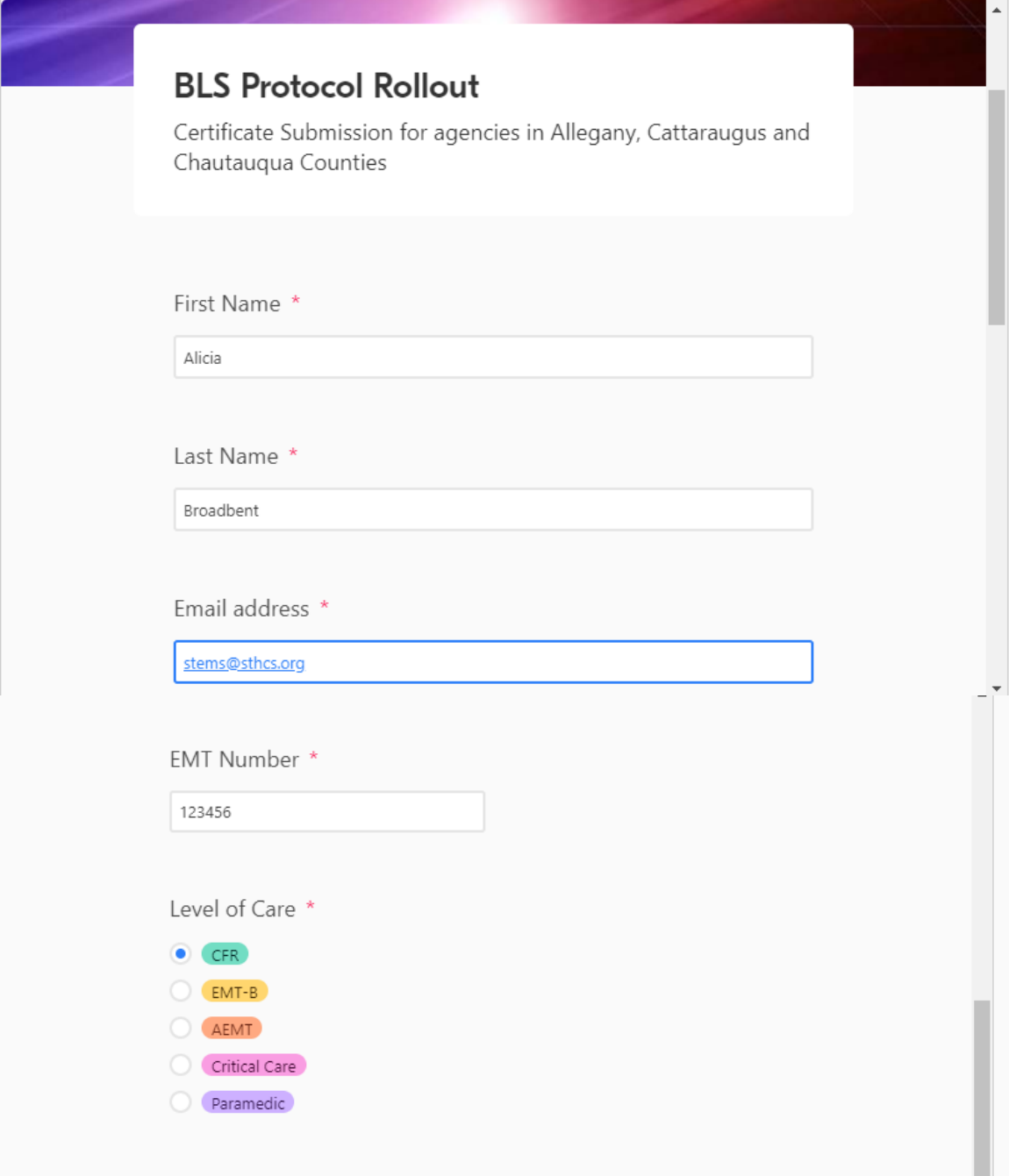


Directions on how to submit your “2019 NYS BLS Adult and Pediatric Protocol Update” certificate to STEMS.

1. Go to <http://www.sthcs.org/bls-protocol-rollout.html>
2. Complete all information



BLS Protocol Rollout
Certificate Submission for agencies in Allegany, Cattaraugus and Chautauqua Counties

First Name *

Last Name *

Email address *

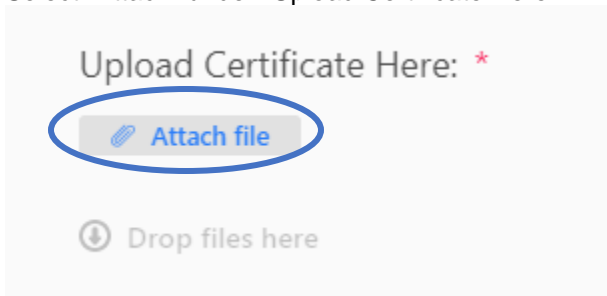
EMT Number *

Level of Care *

- CFR
- EMT-B
- AEMT
- Critical Care
- Paramedic

3. Upload PDF of certificate. Once you complete your learning module you will be able to download your certificate to your computer. Most computers default to save your certificate in the “downloads” folder.

4. Select "Attach" under "Upload Certificate Here"

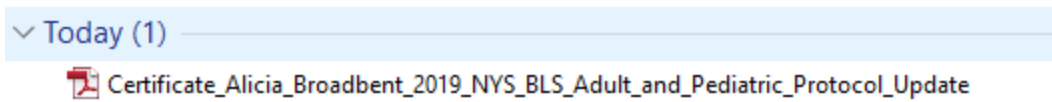


5. Click on "Select Files To Upload"

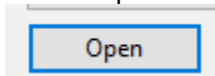


Select Files To Upload


6. Select your certificate PDF File.



7. Select "Open"



8. Select "Upload"



9. Select **each agency** you belong to by selecting “Add”

Agency (select all that apply) *

+ Add

10. Select “Submit” once you have selected your agencies.

Agency (select all that apply) *

+ Add

Amity Rescue Squad, Inc. ×

Allegany Rescue and EMS, Inc. ×

A.E. Crandall Hook and Ladder Co., Inc. ×

Submit

11. Be sure to provide a copy of your certificate to your captain.

Thank you for submitting the form! Please be sure to submit a copy of your certificate to your EMS Captain(s).

Submit another response