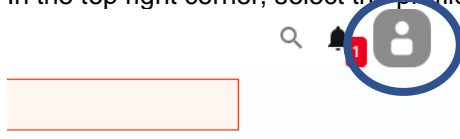
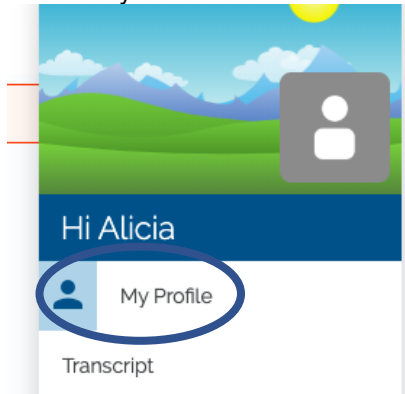


If you cannot access “2019 NYS BLS Adult and Pediatric Protocol Update” Learning Module after you have joined the Vital Signs Academy LMS, try the below steps.

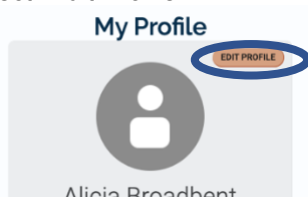
1. In the top right corner, select the profile picture



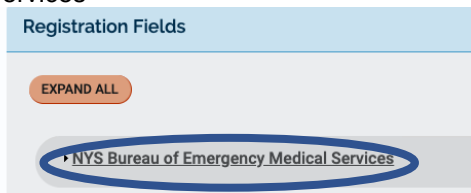
2. Select “My Profile”



3. Select “Edit Profile”



4. Scroll to the bottom. Under “Registration Fields”, select “NYS Bureau of Emergency Medical Services”



5. Ensure **every field** is completed.

You must select “not applicable” for every field if you do not have an answer.

If you only belong to **one agency**, be sure you have selected “**Not applicable**” for the last question.

- NYS Bureau of Emergency Medical Services

Cell phone number*
7163720614

EMT Credential(s)*
 *Not applicable
 AEMT
 AEMT-CC
 CFR
 EMT
 Paramedic

EMT Number (if applicable - please enter n/a if not applicable)*
N/A

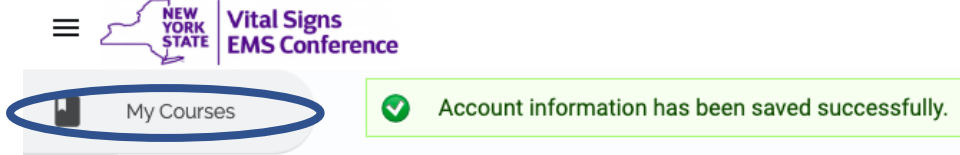
Other Credential(s) - (select all that apply)*
 *Not applicable

Other Credential(s) - (write in box if you did not find your credential(s) in any checkbox choices)
Please choose your Primary Agency*
SOUTHWESTERN REGION (Do not choose an agency for admin purposes only) ▾
Please choose additional agencies (select all that apply) - if none apply, choose *Not applicable
 *Not applicable
 A.E. Crandall & Sons, Inc.
 Ace Ambulance Service, LLC
 Adams Fire Company, Inc.
 Addison Volunteer Fire Department Ambulance Corps
 Afton Hose Co. Emergency Squad
 Air Methods Corp, subsidiary Rocky Mountain Holdings LLC
 Akron Fire Company, Inc.
 Akwesasne Mohawk Ambulance

6. Select “save changes” once you are certain that **every field** has been completed.



7. In the top left corner, select “My Courses”.



8. You should now be able to take the “2019 NYS BLS Adult and Pediatric Protocol Update” module.

